

# RXG SERIES LED DRIVERS

---

## DL-100H-RXG\_V1.2

A decorative graphic at the bottom of the page consisting of teal and white wavy lines that sweep across the width of the page. Overlaid on these lines are white circuit board traces, including straight lines, right-angle turns, and small circles representing vias or components.

Guangdong DONE Electronic Technology Co., Ltd

## Features

- Class I structure
- Input voltage: 200-277Vac ~ 50/60Hz
- Efficiency :89%(Typ.)
- Constant power drive and constant voltage output control mode
- Metal shell structure, protection grade: IP67
- Lightning protection level: differential mode 4KV, common mode 6KV
- All-round protection: output temperature, output over-voltage, output over-current, short circuit protection
- 5 years warranty



## Product introduction

DONE DL-100H-RXG is a series of constant voltage products with output power of 100W. 100H-RXG operates from 176-305Vac, and offers 12、24、36、48Vdc with different mode. The also provide perfect OTP、OVP、OLP、SCP ,and the product is designed with IP67 protection. The aluminum shell greatly improves the heat dissipation efficiency of the product and increases the reliability of outdoor applications. Provide reliable power supply solutions for outdoor landscape lighting, architectural lighting, and advertising sign lighting.

## Model list

Model NO.	Input voltage	Output power	Output voltage	The default current	Eff. ( Typ. )	T.H.D	PF
DL-100H-V12-RXG	200-277Vac 50/60Hz	100W	12Vdc	0-8.33A	≥88%	<10%	0.96
DL-100H-V24-RXG	200-277Vac 50/60Hz	100W	24Vdc	0-4.17A	≥89%	<10%	0.96
DL-100H-V36-RXG	200-277Vac 50/60Hz	100W	36Vdc	0-2.77A	≥89%	<10%	0.96
DL-100H-V48-RXG	200-277Vac 50/60Hz	100W	48Vdc	0-2.08A	≥89%	<10%	0.96

### Note :

1. Test conditions of the above parameters: Ta=25℃, 230Vac input, full load operation for 30 minutes;
2. Including setting error, linear adjustment rate and load adjustment rate;
3. Power supply is used as a component with terminal equipment. EMC is affected by the whole set of devices. Terminal equipment manufacturers need to re-confirm the EMC for the whole set of devices.

## Input characteristics

Parameter	Min	Typ.	Max	Note
Rated input voltage	200Vac 250Vdc	230Vac	277Vac 400Vdc	N/A
Input voltage range	176Vac	-	305Vac	N/A
Rated frequency	47Hz	50/60Hz	63Hz	N/A
Power factor	-	0.96	-	100% load, 230Vac input
Power factor	-	0.94	-	75% load, 230Vac input
T.H.D.	-	-	10%	100% load, 230Vac input
T.H.D.	-	-	20%	75% load, 230Vac input
Input current	-	-	0.7A	@180Vac full load
Inrush current	-	-	61A	230Vac, cold start (25°C)
16A Circuit breaker The number of power supplies of the same model can be configured	8pcs (Type B circuit breaker) 13pcs (Type C circuit breaker) for 230Vac input			

## Output characteristic

Parameter	Min	Typ.	Max	Note
Rated current				
DL-100H-V12-RXG		8.33A		
DL-100H-V24-RXG	-	4.17A	-	N/A
DL-100H-V36-RXG		2.77A		
DL-100H-V48-RXG		2.08A		
Output current range				
DL-100H-V12-RXG			8.33A	
DL-100H-V24-RXG	0	-	4.17A	N/A
DL-100H-V36-RXG			2.77A	
DL-100H-V48-RXG			2.08A	
Output voltage range				
DL-100H-V12-RXG		12V		
DL-100H-V24-RXG	-	24V	-	N/A
DL-100H-V36-RXG		36V		
DL-100H-V48-RXG		48V		
Rated power(200-277Vac)	-	100W	-	N/A
No-load voltage				
DL-100H-V12-RXG			12.5V	
DL-100H-V24-RXG	-	-	24.5V	N/A
DL-100H-V36-RXG	-	-	36.7V	
DL-100H-V48-RXG			48.9V	
Efficiency@200Vac				
DL-100H-V12-RXG	87%	88%		
DL-100H-V24-RXG	87%	88%	-	full load @200Vac
DL-100H-V36-RXG	87%	88%		
DL-100H-V48-RXG	87%	88%		
Efficiency@230Vac				
DL-100H-V12-RXG	88%	89%		
DL-100H-V24-RXG	88%	89%	-	full load @230Vac
DL-100H-V36-RXG	88%	89%		
DL-100H-V48-RXG	88%	89%		

## Output characteristic

Parameter	Min	Typ.	Max	Note
Output voltage Ripple	-	<3%	-	100% load
Accuracy of output voltage	-2%	-	+2%	100% load
Line regulation	-2%	-	+2%	50-100% load@230Vac
Load regulation	-2%	-	+2%	50-100% load@230Vac
Starting time	-	-	500 ms	Full load@230Vac

## Protection

Function	Function instructions
Output overload protection	Protection mode:hiccup mode,recovers automatically after fault condition is removed.
Output short circuit protection	Hiccup mode:recovers automatically after fault condition is removed
Over temperature protection	Self-recovery type: when the housing temperature is greater than 90℃, the output power off.
Output over-voltage protection	output voltage > works voltage 1.08-1.2 <b>times turn-off</b>
Output over-current protection	Output current >1.1-1.5 <b>times turn-off</b>

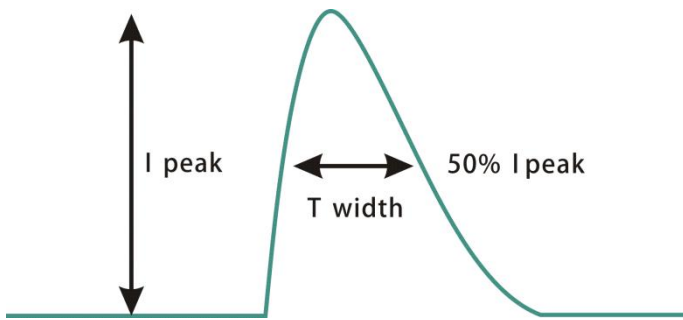
## Safety and EMC

Safety categories	Standard
Safety	EN61347-1、EN61347-2-13、IEC61347-1、IEC61347-2-13、EN 62384、EN 62493
EMC	EN 55015、EN 61000-3-2 、EN 61000-3-3、EN 61547、GB/T 17743、GB 17625.1
Surge protection	Differential mode L-N $\pm 4\text{KV}$ ( 2 ohm ) ,common mode L, N-PE $\pm 6\text{KV}$ ( 12 ohm ); Refer to IEC61000-4-5 2014
High-pot test	I/P-O/P:3.75KVac I/P-PE :1.5KVac O/P-PE : 0.5KVac
Insulation impedance	I/P-PE:100M $\Omega$ / 500VDC; I/P-O/P:100M $\Omega$ / 500VDC / 25℃/ 70% RH
Leakage current	<0.7mA@277Vac

## Environmental

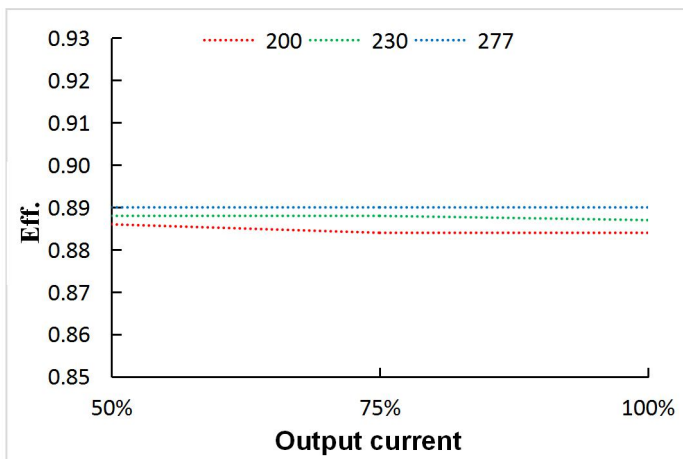
Environmental categories	Parameter
Working temperature	-40 ~ +55℃@200-277Vac, (refer to "Life Curve ")
Working humidity	20 ~ 95% RH, non condensing
Storage temperature、 humidity	-40 ~ +80℃, 10 ~ 95% RH
Resistant to vibration	10 ~ 500Hz, 5G 12 min/cycle, X, Y, Z axis 72 min each
MTBF	230Khrs min. MIL-HDBK-217F (Ta=25℃)
Lifetime	70,000 hours @Tcase $\leq$ 75℃,230Vac, 100% Load, Please refer to "Tcase VS Lifetime" section

## Inrush current

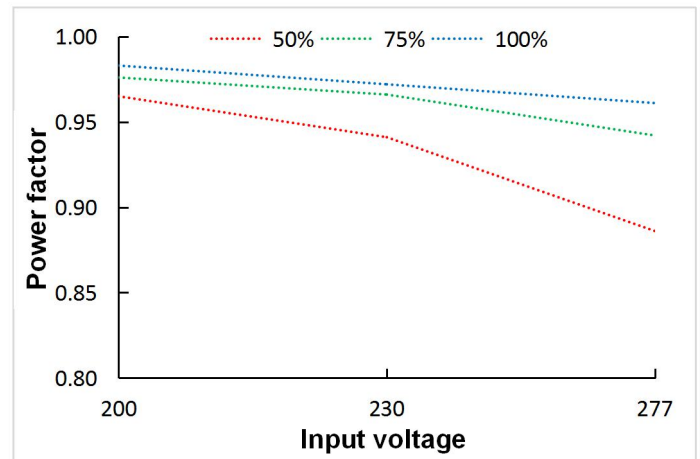


Input voltage	Peak current	T(@50% Peak current)
200Vac	60.2A	176us
230Vac	61A	198us
277Vac	65.35A	208us

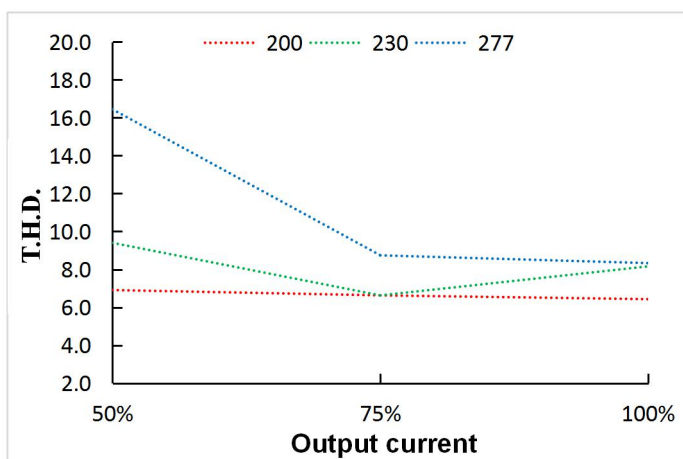
## DL-100H-RXG Parametric curves



Eff. VS Output current

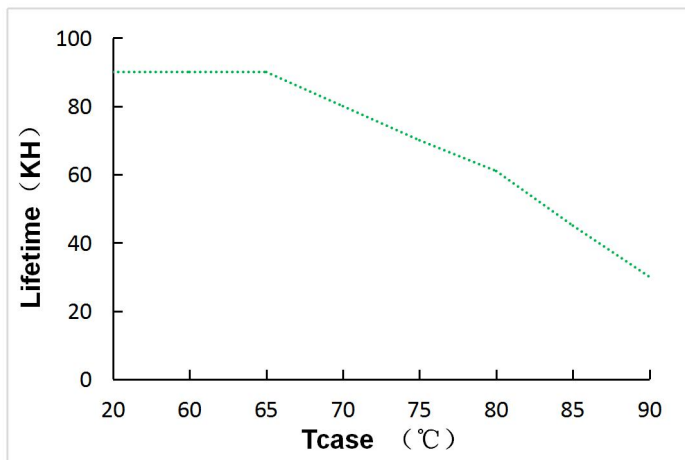


Power factor VS Input voltage

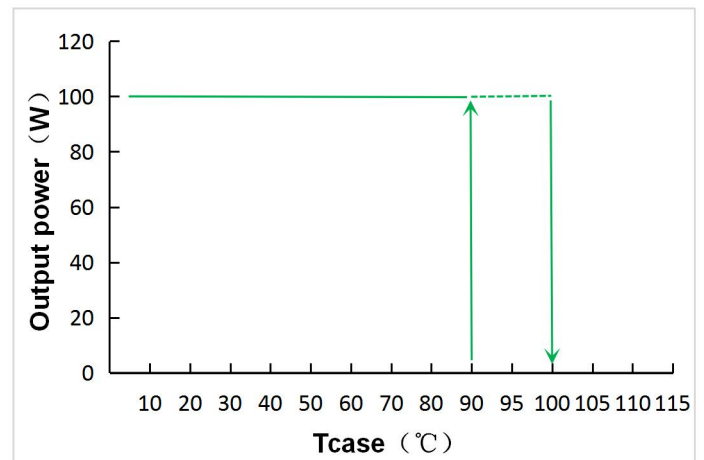


T.H.D. VS Output current

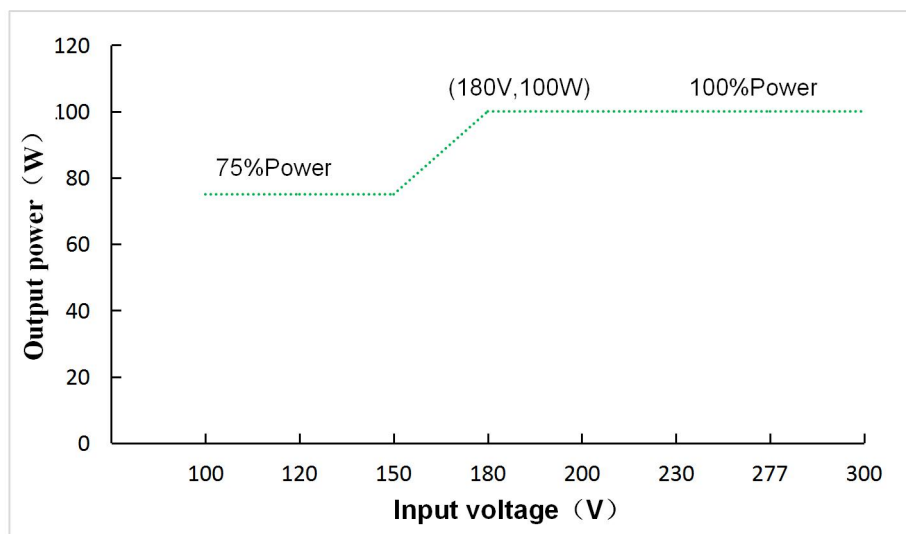
## DL-100H-RXG Parametric curves



Lifetime VS Tcase



Output power VS Tcase



Output power VS Input voltage

**Note:** If the input voltage is lower than 176Vac, the output power should be derated to 75% of the load.

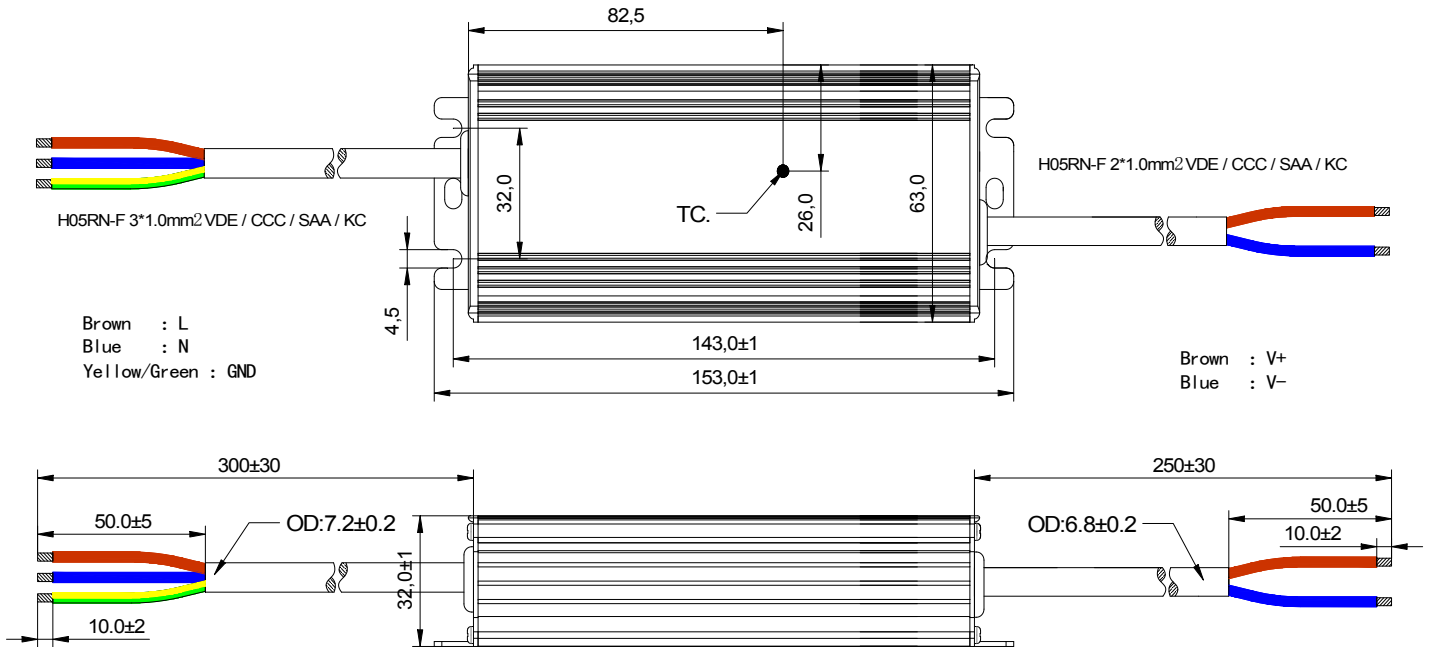
## Mechanical specification

Size (mm)

L153mm\*W63mm\*H32mm

0.567KG

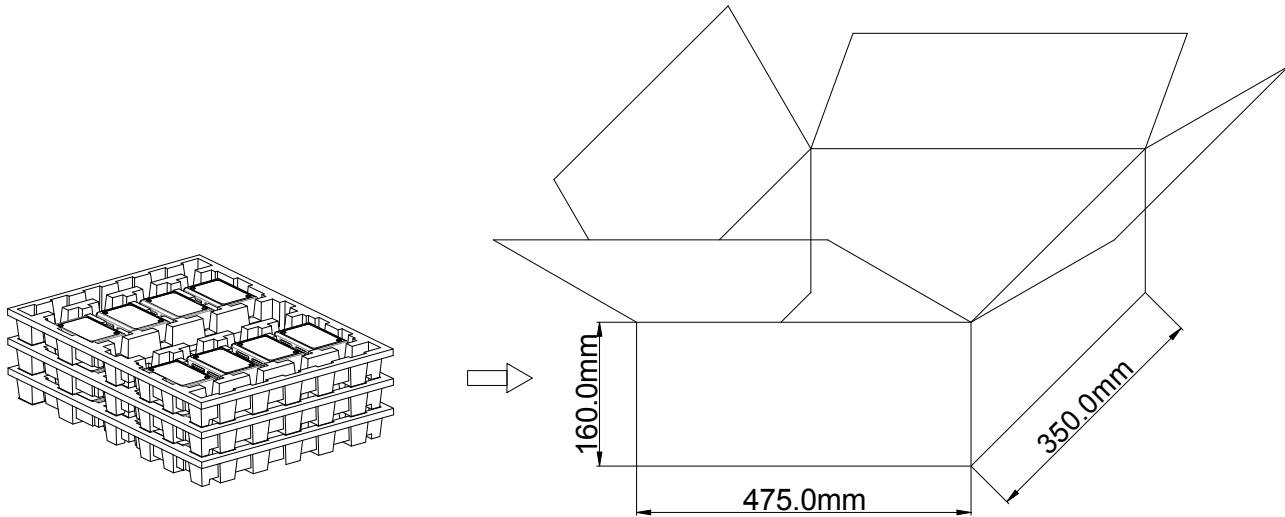
### DL-100H-RXG





## Packaging

Packaging (mm) L475\*W350\*H160mm



Note: One Carton 3 layers and 8pcs each layer, total 24pcs/carton.

### Note:

1. According to the certificate obtained by the LED DRIVER, the LED DRIVER with the English label is sold in Europe, America and India.
2. The LED DRIVER with Chinese label is only used for China market.

**Version**

DATE	DESCRIPTION	REV.	CHECK
2023.3.11	Initial version.	V1.0	
2023.06.10	The power factor was changed from 0.95 to 0.96	V1.1	
2023.08.25	1、 Added 12V specification 2、 Output over-current protection : Output current >1.1-1.5times turn-off 3、 Safety standards updated	V1.2	

**MANUFACTURER**

EDIT

CHECK

APPROVT