

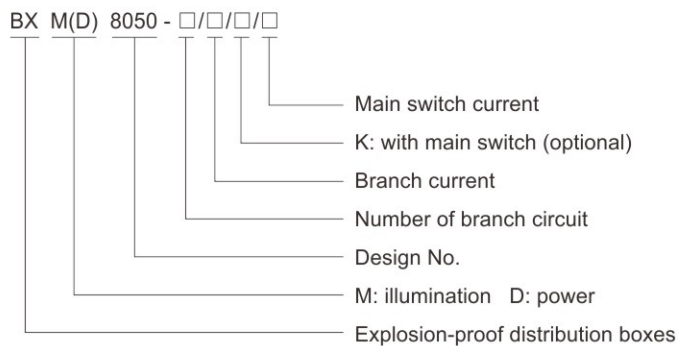
Distribution Boxes

BXM(D)8050 Series Explosion-proof Illumination (Power) Distribution Boxes (Ex d e IIC)



- ◆ Explosion protection to
 - CENELEC
 - IEC
 - NEC
- ◆ Can be used in
 - Zone 1 and Zone 2
 - Zone 21 and Zone 22
 - Class I, Zone 1 and Zone 2
 - Class I, Division 2, Groups A, B, C, D
- ◆ Enclosure for modular combination (Ex e).
- ◆ Main switch and branch switch are operated with external rotary actuator.
- ◆ Internal wiring to the terminal is finished.
- ◆ International brand of explosion-proof terminal blocks.
- ◆ Enclosure: GRP (glass fibre-reinforced polyester resin)
- ◆ Entries plugged. Cable glands on request (see P7/16).
- ◆ Special requirements on request.

■ Catalogue number logic



■ Note

1. Please refer to the Selection table on P6/49~51.
2. Please select internal components as below:
 - BL8060 Series explosion-proof circuit breaker modules on P6/58~62.
 - BRT8060 Series explosion-proof fuses on P6/63.



Zones 1&2; 21&22

Distribution Boxes

BXM8050 Series Explosion-proof Illumination Distribution Boxes (Ex d e IIC)

Technical data

Explosion-proof illumination distribution boxes **BXM8050-□/□/□/□**

Explosion protection

Global (IECEX)	IECEX CQM 14.0033X
Gas and dust	Ex d e IIC T5 or T4 Gb Ex tb IIIC T80°C Db IP66
Europe (ATEX)	EPT 15 ATEX 2265
Gas and dust	⊕ II 2 G Ex d e IIC T5 or T4 Gb ⊕ II 2 D Ex tb IIIC T80°C Db IP66

Certificates

IECEX; ATEX; CU-TR

Conformity to standards

EN 60079-0, EN 60079-1, EN 60079-7, EN 60079-31
IEC 60079-0, IEC 60079-1, IEC 60079-7, IEC 60079-31

General power supply

Rated voltage: Max. 690V AC 50/60Hz; Rated current: max.100A

Branch current

1A, 2A, 4A, 6A, 10A, 16A, 20A, 25A, 32A

Exposed fastener

Stainless steel

Enclosure

Enclosure material	GRP (glass fibre-reinforced polyester resin)
Enclosure colour	Black
Enclosure type	Ex e

Built-in components

Main switch	BL8060 Please see P6/58 Note: earth leakage protection on request
Branch switch	BL8060 Please see P6/58 Note: earth leakage protection on request
Terminal	International brand of explosion-proof terminal blocks
Indicator	Red

Degree of protection

IP66

Ambient temperature

T5 for Tamb: -20°C~+40°C, T4/T80°C for Tamb: -20°C~+55°C

Cable entries

Standard M□ x 1.5 plug (see the Selection Table on P6/46)

Cable gland (optional)

DQM-I (Ex e) is recommended. Please see P7/16

Entry direction

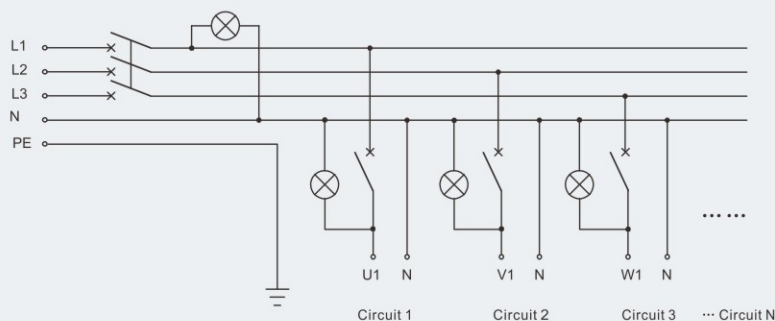
Bottom

Mounting

Surface type (standard)



Electrical schematic diagram



BXM8050 Series explosion-proof illumination distribution boxes

Selection table of BXM8050 series explosion-proof illumination distribution boxes

Version	Description					Cable entries
	Main switch	Number of branch circuit	Branch switch	Branch current	Number of indicator	
BXM8050-4/□/K/□	BL8060	4	BL8060 1P/2P	1A 2A 4A 6A 10A 16A 20A 25A 32A On request	3	1 x M40 x 1.5 + 4 x M25 x 1.5
BXM8050-6/□/K/□		6			3	1 x M40 x 1.5 + 6 x M25 x 1.5
BXM8050-8/□/K/□		8			3	1 x M40 x 1.5 + 8 x M25 x 1.5
BXM8050-10/□/K/□		10			3	1 x M40 x 1.5 + 10 x M25 x 1.5
BXM8050-12/□/K/□		12			3	1 x M40 x 1.5 + 12 x M25 x 1.5
BXM8050-4/□	—	4	BL8060 1P/2P	1A 2A 4A 6A 10A 16A 20A 25A 32A On request	3	1 x M40 x 1.5 + 4 x M25 x 1.5
BXM8050-6/□		6			3	1 x M40 x 1.5 + 6 x M25 x 1.5
BXM8050-8/□		8			3	1 x M40 x 1.5 + 8 x M25 x 1.5
BXM8050-10/□		10			3	1 x M40 x 1.5 + 10 x M25 x 1.5
BXM8050-12/□		12			3	1 x M40 x 1.5 + 12 x M25 x 1.5

Note

1. Please specify the number and size of cable entries and sides of the enclosure to be fitted.
2. Electrical schematic diagram shall be provided by user. Photo switch, AC contactor, thermal relay or others on request.
3. Please specify mounting type when ordering.
4. Rainproof canopy on request.



Distribution Boxes

BXD8050 Series Explosion-proof Power Distribution Boxes (Ex d e IIC)

Technical data

Explosion-proof power distribution boxes BXD8050-□/□/□/□

Explosion protection

Global (IECEX)	IECEX CQM 14.0033X
Gas and dust	Ex d e IIC T5 or T4 Gb Ex tb IIIC T80°C Db IP66
Europe (ATEX)	EPT 15 ATEX 2265
Gas and dust	⊕ II 2 G Ex d e IIC T5 or T4 Gb ⊕ II 2 D Ex tb IIIC T80°C Db IP66

Certificates

IECEX; ATEX; CU-TR

Conformity to standards

EN 60079-0, EN 60079-1, EN 60079-7, EN 60079-31
IEC 60079-0, IEC 60079-1, IEC 60079-7, IEC 60079-31

General power supply

Rated voltage: Max.690V AC 50/60Hz; Rated current: max.250A

Branch current

1A, 2A, 4A, 6A, 10A, 16A, 20A, 25A, 32A, 40A, 50A, 63A

Exposed fastener

Stainless steel

Enclosure

Enclosure material	GRP (glass fibre-reinforced polyester resin)
Enclosure colour	Black
Enclosure type	Ex e

Built-in components

Main switch	BL8060 Please see P6/58 Note: earth leakage protection on request
Branch switch	BL8060 Please see P6/58 Note: earth leakage protection on request
Terminal	International brand of explosion-proof terminal blocks
Indicator	Red

Degree of protection

IP66

Ambient temperature

T5 for Tamb: -20°C~+40°C, T4/T80°C for Tamb: -20°C~+55°C

Cable entries

Standard M□ x 1.5 plug (see the Selection table on P6/48)

Cable gland (optional)

DQM-I (Ex e) is recommended. Please see P7/16

Entry direction

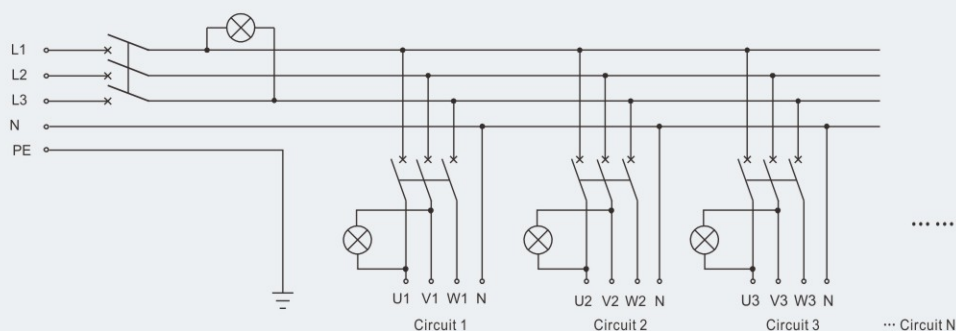
Bottom

Mounting

Surface type (standard)



Electrical schematic diagram



BXD8050 Series explosion-proof power distribution boxes

Distribution Boxes

BXD8050 Series Explosion-proof Power Distribution Boxes (Ex d e IIC)

Selection table of BXD8050 series explosion-proof power distribution boxes

Version	Description					Cable entries
	Main switch	Number of branch circuit	Branch switch	Branch current	Number of indicator	
BXD8050-4/□/K/□	BL8060	4	BL8060 3P	1A	3	1 x M50 x 1.5 + 4 x M25 x 1.5
BXD8050-6/□/K/□		6		2A		3
BXD8050-8/□/K/□		8		4A	3	
BXD8050-10/□/K/□		10		6A		3
BXD8050-12/□/K/□		12		10A	3	
	Current: max. 250A			16A		
				20A		
				25A		
				32A		
				40A		
				50A		
				63A		
				On request		
BXD8050-4/□	—	4	BL8060 3P	1A	3	1 x M50 x 1.5 + 4 x M25 x 1.5
BXD8050-6/□		6		2A		3
BXD8050-8/□		8		4A	3	
BXD8050-10/□		10		6A		3
BXD8050-12/□		12		10A	3	
				16A		
				20A		
				25A		
				32A		
				40A		
				50A		
				63A		
				On request		

Note

1. Please specify the number and size of cable entries and sides of the enclosure to be fitted.
2. Electrical schematic diagram shall be provided by user. Photo switch, AC contactor, thermal relay or others on request.
3. Please specify mounting type when ordering.
4. Rainproof canopy on request.



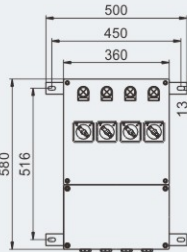
Distribution Boxes

BXM(D)8050 Series Explosion-proof Illumination (Power) Distribution Boxes (Ex d e IIC)

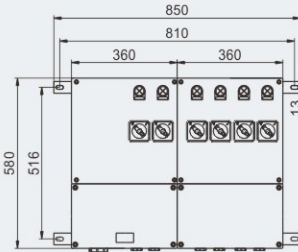
Dimension drawings (all dimensions in mm) - subject to alteration

Note: The following drawings are suitable for:

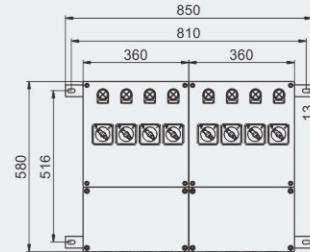
1. BXM8050 main switch 63A, branch switch (1P/2P) without earth leakage protection.
2. BXD8050 main switch 63A, branch switch (3P) without earth leakage protection.
3. BXM8050 main switch 63A, branch switch (1P) with earth leakage protection.



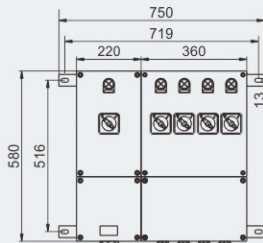
BXM(D)8050-4



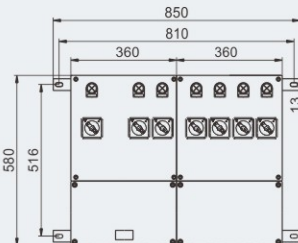
BXM(D)8050-6



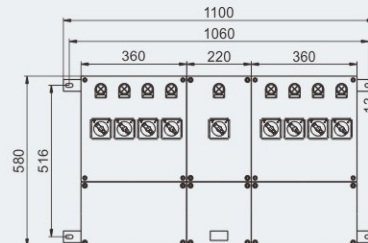
BXM(D)8050-8



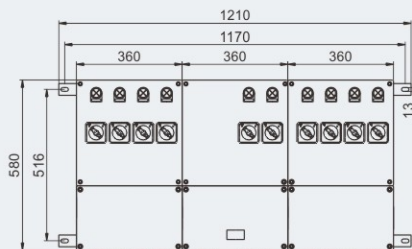
BXM(D)8050-4/K



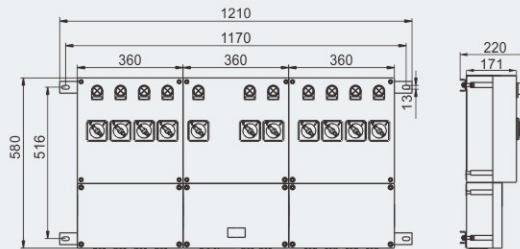
BXM(D)8050-6/K



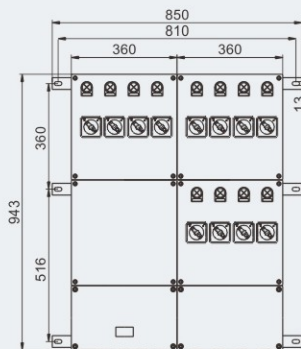
BXM(D)8050-8/K



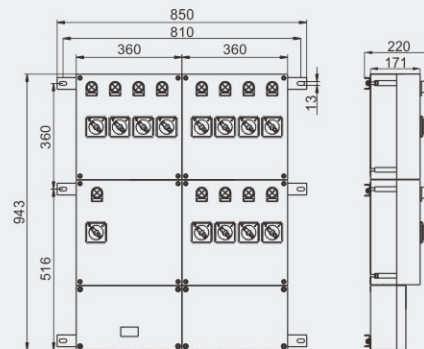
BXM(D)8050-10



BXM(D)8050-10/K



BXM(D)8050-12



BXM(D)8050-12/K

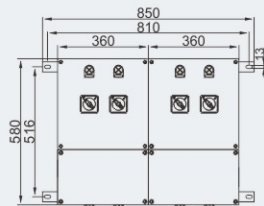


Distribution Boxes

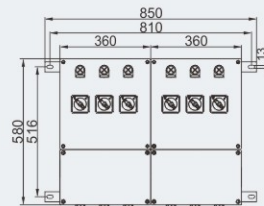
BXM8050 Series Explosion-proof Illumination Distribution Boxes (Ex d e IIC)

Dimension drawings (all dimensions in mm) - subject to alteration

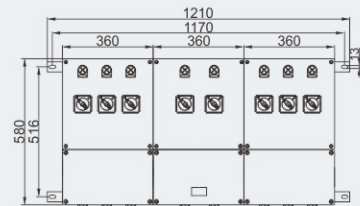
Note: The following drawings are suitable for:
BXM8050 main switch 63A, branch switch (2P) with earth leakage protection.



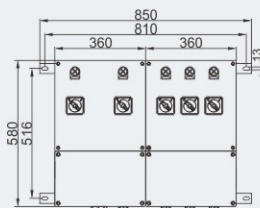
BXM8050-4



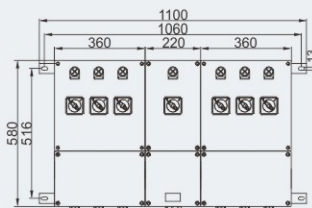
BXM8050-6



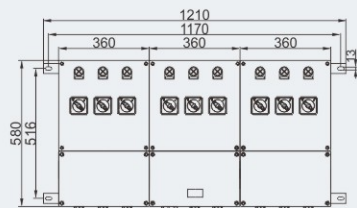
BXM8050-8



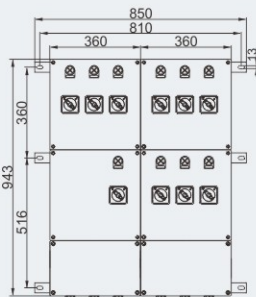
BXM8050-4/K



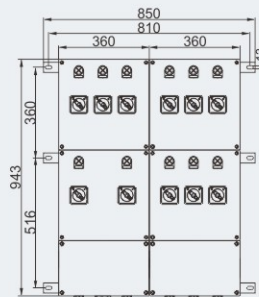
BXM8050-6/K



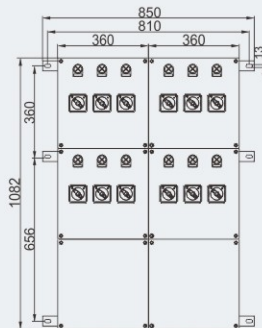
BXM8050-8/K



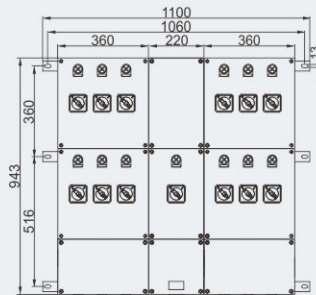
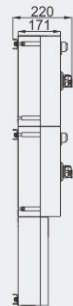
BXM8050-10



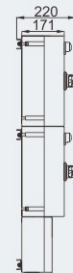
BXM8050-10/K



BXM8050-12



BXM8050-12/K



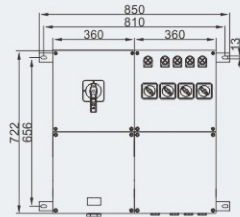
Distribution Boxes

BXD8050 Series Explosion-proof Power Distribution Boxes (Ex d e IIC)

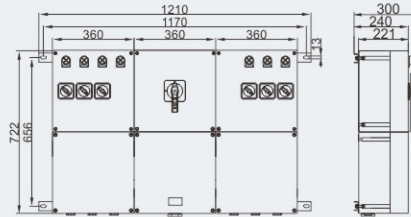
Dimension drawings (all dimensions in mm) - subject to alteration

Note: The following drawings are suitable for:

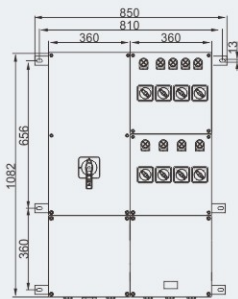
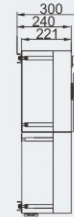
BXD8050 main switch: 80A~250A, branch switch (3P) without earth leakage protection.



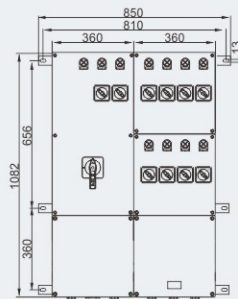
BXD8050-4/K



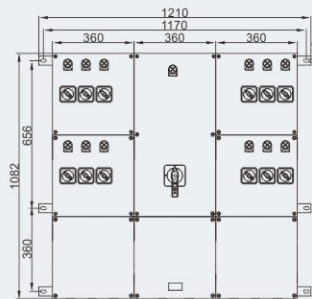
BXD8050-6/K



BXD8050-8/K



BXD8050-10/K

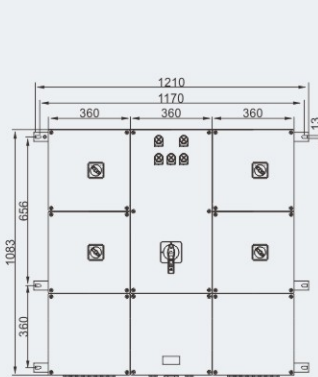


BXD8050-12/K

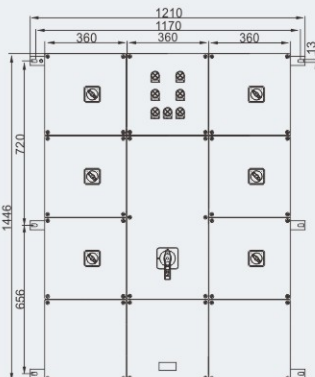


Note: The following drawings are suitable for:

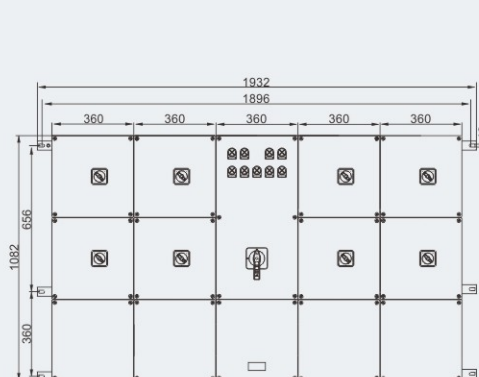
BXD8050 main switch: 80A~250A, branch switch (3P/4P) with earth leakage protection.



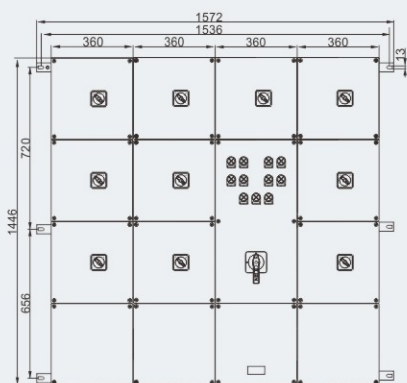
BXD8050-4/K



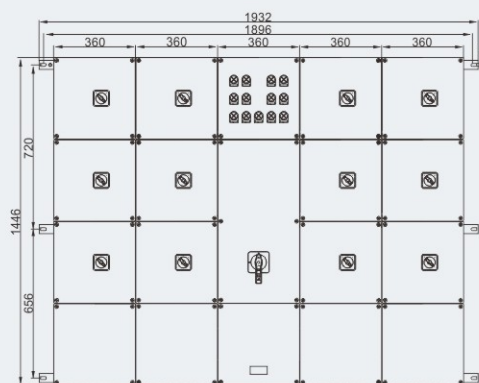
BXD8050-6/K



BXD8050-8/K



BXD8050-10/K



BXD8050-12/K

