# Components for BZC8050 Control Stations
# BK8050 Series Control Switches

- Explosion protection to
  - -CENELEC
  - -IEC
  - -NEC
- Can be used in
  - Zone 1 and Zone 2
  - Zone 21 and Zone 22
  - Class I, Zone 1 and Zone 2
  - Class I, Division 2, Groups A, B, C, D
- Number of pole: 2P, 3P, 4P, 6P.
- Available in latching and spring-return forms.

## Catalogue number logic

BK8050(K for short)

K - □

- Control switch code
- Control switches

Zones 1&2; 21&22

# Components for BZC8050 Control Stations
# BK8050 Series Control Switches

## Selection table of control switches

| Control switch code | Chart of contact | Equivalent switch | Position (solid line: location; dash line: spring return) | Instruction for equivalent function |
|---|---|---|---|---|
| A | 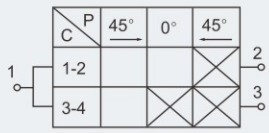 | 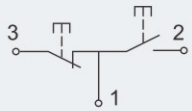 | 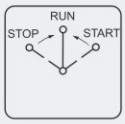 | A.Functional wiring is the same as double buttons with auto-reset function. |
| B | 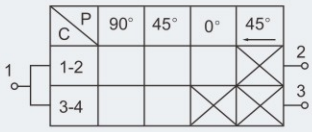 | 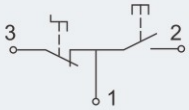 | 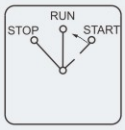 | B.Functional wiring is the same as double buttons; auto-reset after start; lock-stop gear added to avoid mistake operation. |
| C | 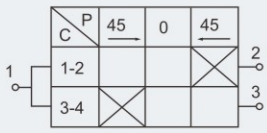 | 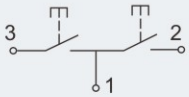 | 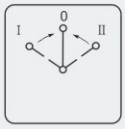 | C.Button with 2 NO contacts and available at auto-reset function. Suitable for high-voltage engine control circuit or function panel uses switch code “a”. |
| D | 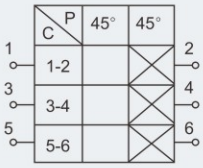 | | 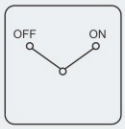 | D.Low-power switch. |
| E | 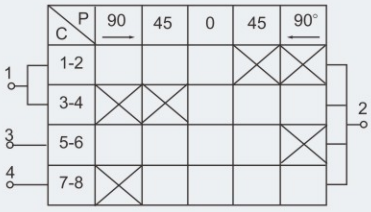 | 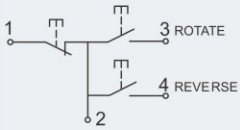 | 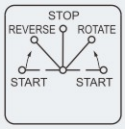 | E.Function is the same as three buttons; able to control engine in forward and backward rotation. FW&BW starting positions can auto-reset. |
| F | 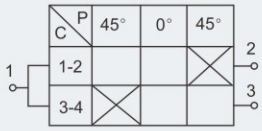 | 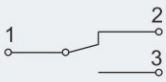 | 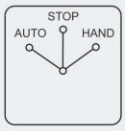 | F.Selection switch with stop gear. |
| G | 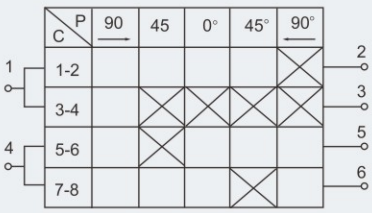 | 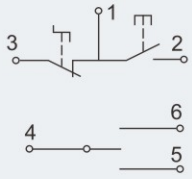 | 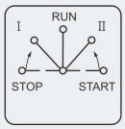 | G.Be equal to mounting two buttons and one changeover switch in one axis. Possible to output contact signal or monitoring signal between start and stop. |
| H | 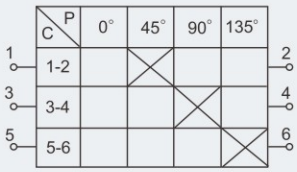 | 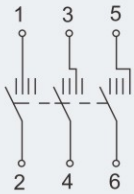 | 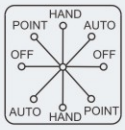 | H.Multi-signals transmit gradually. |

# Components for BZC8050 Control Stations
# BK8050 Series Control Switches

## Selection table of control switches

| Control switch code | Chart of contact | Equivalent switch | Position (solid line: location; dash line: spring return) | Instruction for equivalent function |
|---|---|---|---|---|
| I | 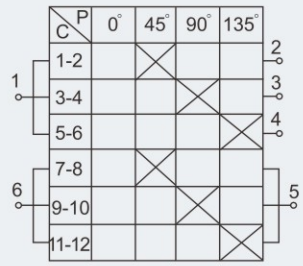 | 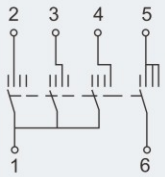 | 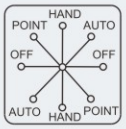 | I. Add function of transmitting resultant signal on the base of function panel uses switch code "h". |
| J | 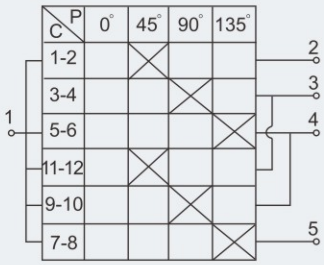 | 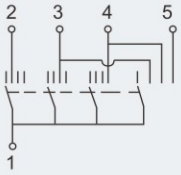 | 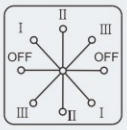 | J. Two positions step; change-over gradually. |
| K | 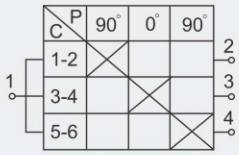 | | 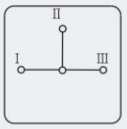 | K. Changeover switch. |
| L | 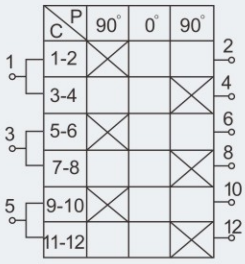 | 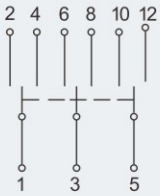 | 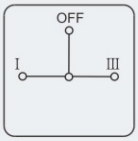 | L. Selection switch with three poles and two launches. |
| M | 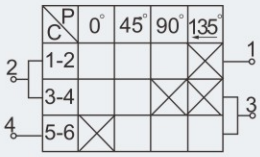 | 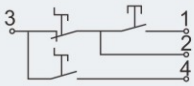 | 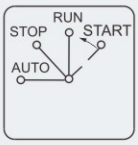 | M. Three-position changeover switch among auto, manual and start; auto-reset after start; it can convert to auto gear only after passing stop gear. |
| N | 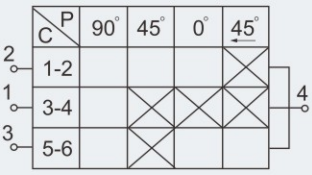 | 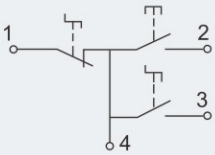 | 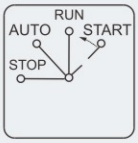 | N. Structure is a little different to universal structure of switch code "m"; it directly rotates to auto gear without passing stop gear after starts. |

# Components for BZC8050 Control Stations
# BK8050 Series Control Switches

## Selection table of control switches

| Control switch code | Chart of contact | Equivalent switch | Position (solid line: location; dash line: spring return) | Instruction for equivalent function |
|---|---|---|---|---|
| O | 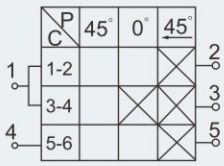 | 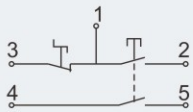 | 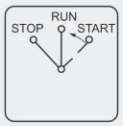 | O. Double contacts auto reset for start, with lock-stop gear; lock switch at stop gear to prevent mistake operation. |
| P | 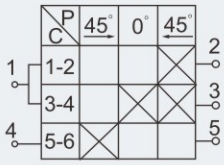 | 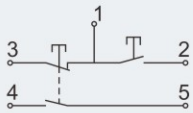 | 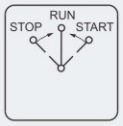 | P.Double contacts for stop, to substitute switch code “a” and “c” for start and stop; auto-reset. |
| Q | 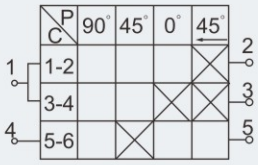 | 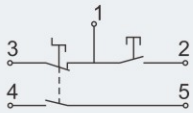 | 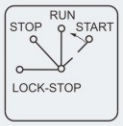 | Q.Stop with double contacts, with lock stop gear; auto-reset after start; possible to add lock-stop gear to lock switch at stop to prevent mistake operation. |
| R | 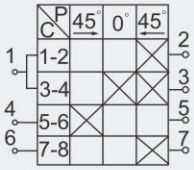 | 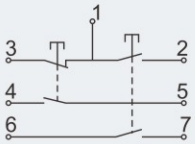 | 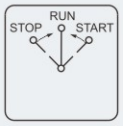 | R.Double contacts for both start and stop; it is same as universal panel of switch code “a”, with auto-reset for start and stop. |
| S | 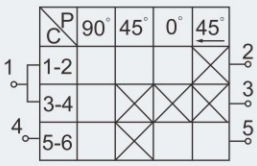 | 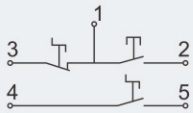 | 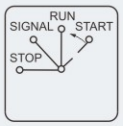 | S.Transmit a contact signal before start and stop. |
| T | 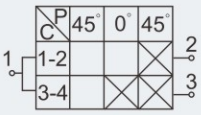 | 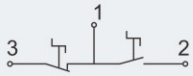 | 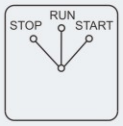 | T.With lock-stop gear for start and stop to prevent mistake operation; without auto-reset. |
| U | 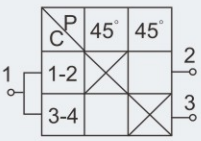 | 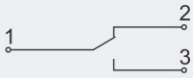 | 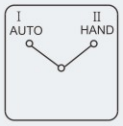 | U.Double-control selection switch. |
| V | 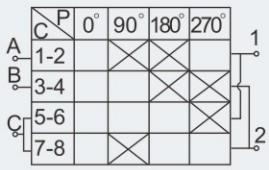 | 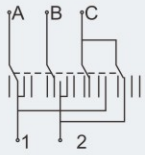 | 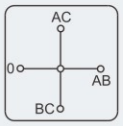 | V.Changeover switch for voltage phase-changing and measuring. |

# Components for BZC8050 Control Stations
# BK8050 Series Control Switches

## Selection table of control switches

| Control switch code | Chart of contact | Equivalent switch | Position (solid line: location; dash line: spring return) | Instruction for equivalent function |
|---|---|---|---|---|
| W | 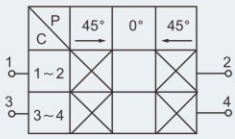 | 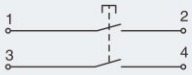 | 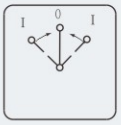 | W.One 2NO auto-reset pushbutton, both left and right are the same. |
| X | 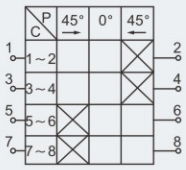 | 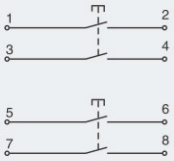 | 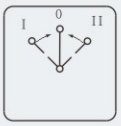 | X.Two 2NO auto-reset buttons. |

## Technical data

### Control switches BK8050

| | |
|---|---|
| **Explosion protection** | |
| Global (IECEx) | IECEx CQM 11.0011U |
| Gas | Ex d e IIC Gb |
| Europe (ATEX) | LCIE 09 ATEX 3096U |
| Gas | Ⓔx II 2 G Ex d e IIC Gb |
| **Certificates** | IECEx; ATEX; CU-TR |
| **Conformity to standards** | EN 60079-0, EN 60079-1, EN 60079-7<br>IEC 60079-0, IEC 60079-1, IEC 60079-7 |
| **Enclosure material** | Plastic |
| **Rated voltage** | Max. 415V AC |
| **Rated current** | 16A |
| **Switch angle** | n x 45°/n x 90° |
| **Service life** | $10^5$ times |
| **Ambient temperature** | -20℃~+70℃(ATEX), -20℃~+80℃(IECEx) |
| **Cable connection** | $2.5mm^2$ |
| **Material of rotary actuator** | Polycarbonate (PC) |
| **Panel material** | Acrylonitrile-butadiene-styrene (ABS) |
| **Seal material** | Nitrile butadiene rubber (NBR) |

## Accessories

| Description | Illustration | Ordering code | Weight (kg) |
|---|---|---|---|
| Rotary actuator (padlockable) | | 40119 | 0.05 |

## Dimension drawings (all dimensions in mm) - subject to alteration

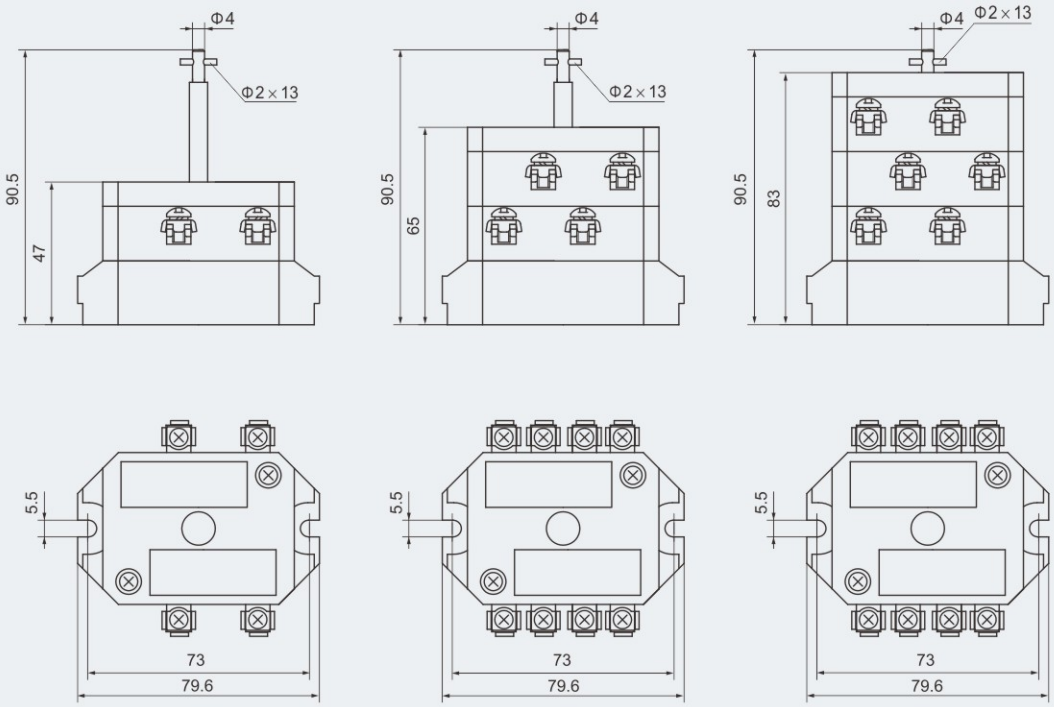


Control switch 2 poles

Control switch 3 or 4 poles

Control switch 6 poles

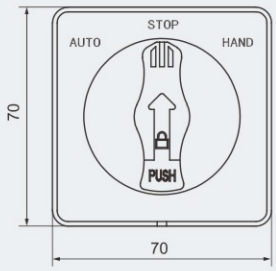


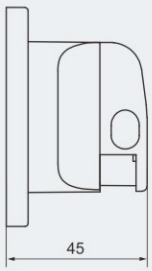


Rotary actuator

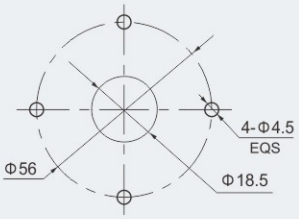


Mounting hole