

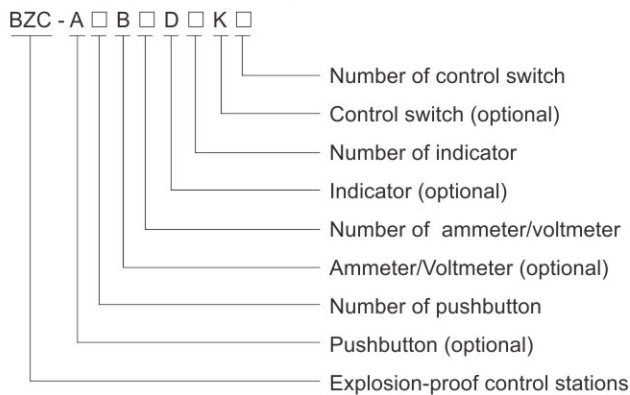
Control Stations

BZC Series Explosion-proof Control Stations (Ex d IIB+H2)



- ◆ Explosion protection to
 - CENELEC
 - IEC
 - NEC
- ◆ Can be used in
 - Zone 1 and Zone 2
 - Zone 21 and Zone 22
 - Class I, Zone 1 and Zone 2
 - Class I, Division 1, Groups B, C, D
- ◆ Copper-free Aluminium Alloy enclosure, powder coated surface.
- ◆ Six types of enclosure .

■ Catalogue number logic




























■ Note

1. Please refer to the Selection table on P4/7.
2. Please select internal components as below:
 - Selection table of HA pushbutton on P4/10~13 (Nominal contact is 1NO+1NC);
 - Selection table of HD indicator on P4/14~15;
 - Selection table of HK control switch on P4/16~19;
 - Selection table of BB8050 explosion-proof ammeter/voltmeter on P4/53~55;
3. Example: BZC-A2B1K1
 - Components: Two pushbuttons, one ammeter, one control switch ;
 - Tech. Details: One start pushbutton (40036B + 40033, green, 1NO+1NC);
 - One stop pushbutton (40036A + 40033, red, 1NO+1NC);
 - One ammeter (40126, 100/5A);
 - One control switch (Function A, stop-run-start);
4. Special requirements on request.

Zones 1&2; 21&22



Control Stations BZC Series Explosion-proof Control Stations (Ex d IIB+H2)

Selection table of control station BZC (Ex d IIB+H2)									
Enclosure type	Components arrangement					Cable entries and direction	Ordering code	Enclosure weight (kg)	
I							2-M25 x 1.5 Bottom entry	40017.....	8.00
II							1-M32 x 1.5 or 2-M25 x 1.5 Bottom entry	40018.....	9.10
III							1-M32 x 1.5 or 3-M25 x 1.5 Bottom entry	40019.....	10.20
IV							1-M40 x 1.5 or 2-M32 x 1.5 or 4-M25 x 1.5 Bottom entry	40020.....	15.90
									
V							1-M40 x 1.5 or 4-M32 x 1.5 or 6-M25 x 1.5 Bottom entry	40021.....	27.50
VI							1-M40 x 1.5 or 4-M32 x 1.5 or 6-M25 x 1.5 Bottom entry	40022.....	40.00



Technical data

Explosion-proof control stations BZC (Ex d IIB+H₂)

Explosion protection

Global (IECEX)

IECEX CQM 11.0043

Gas and dust

Ex db IIB+H₂ T6 Gb

Ex tb IIIC T80°C Db IP66

Europe (ATEX)

TÜV CY 17 ATEX 0205967X

Gas and dust

⊕ II 2 G Ex db IIB+H₂ T6 Gb

⊕ II 2 D Ex tb IIIC T80°C Db IP66

Certificates

IECEX; ATEX; CU-TR

Conformity to standards

EN 60079-0, EN 60079-1, EN 60079-31

IEC 60079-0, IEC 60079-1, IEC 60079-31

Enclosure material

Copper-free Aluminium Alloy, powder coated surface

Enclosure colour

Window grey (RAL7040)

Exposed fastener

Stainless steel

Rated voltage

Max. 415V AC

Rated current

10A

Degree of protection

IP66, IP67 (optional)

Internal&external earthing

I, II, III: M6/M6; IV, V, VI : M6/M8;

Ambient temperature

-60°C~+55°C

Components

1. Technical data of HA pushbutton on P4/10~13;
2. Technical data of HD indicator on P4/14~15;
3. Technical data of HK control switch on P4/16~19;
4. Technical data of BB8050 explosion-proof ammeter/voltmeter on P4/53~55;

Cable entries

Standard M□ x 1.5 plug. Please see the Selection table on P4/7

Cable gland (optional)

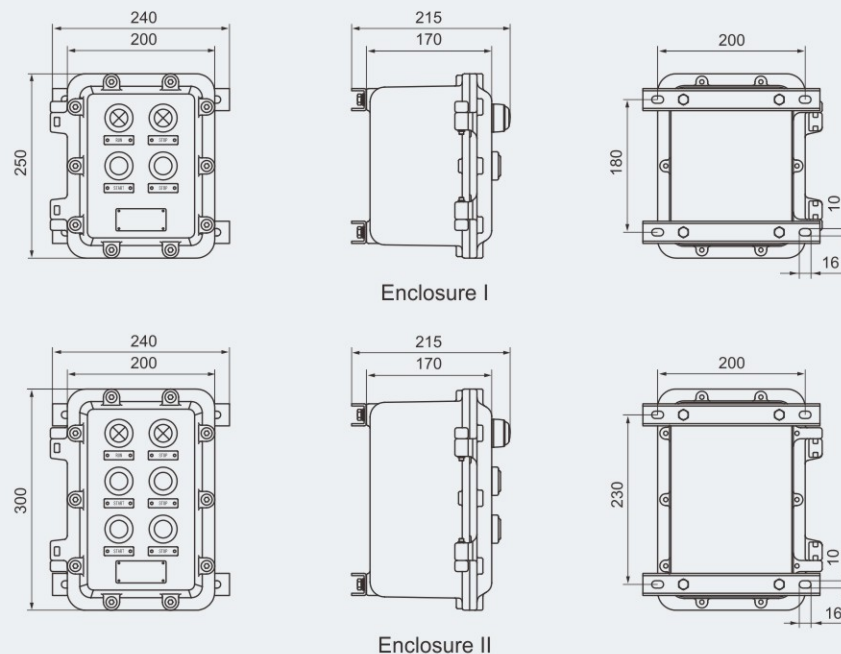
DQM-II (Ex d) or DQM-III (Ex d) is recommended. Please see P7/20~31.

Mounting

Surface type

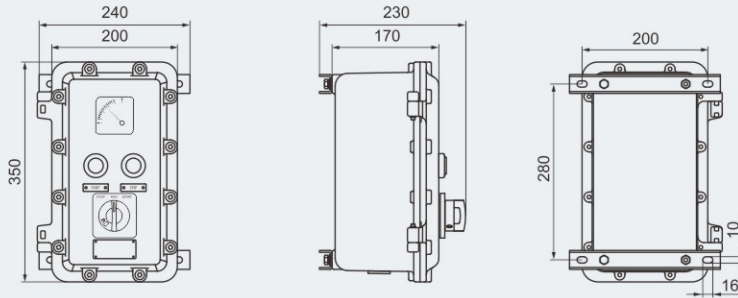


Dimension drawings (all dimensions in mm) - subject to alteration

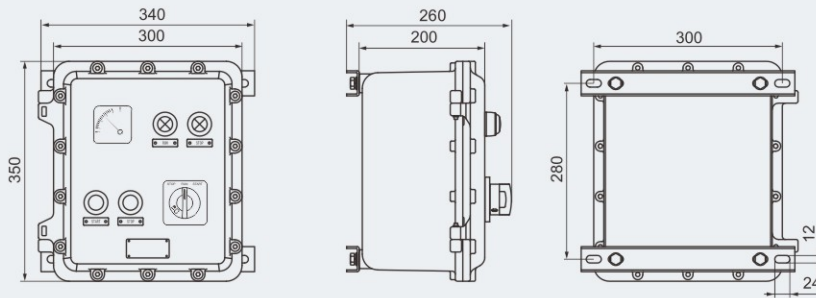


Control Stations BZC Series Explosion-proof Control Stations (Ex d IIB+H2)

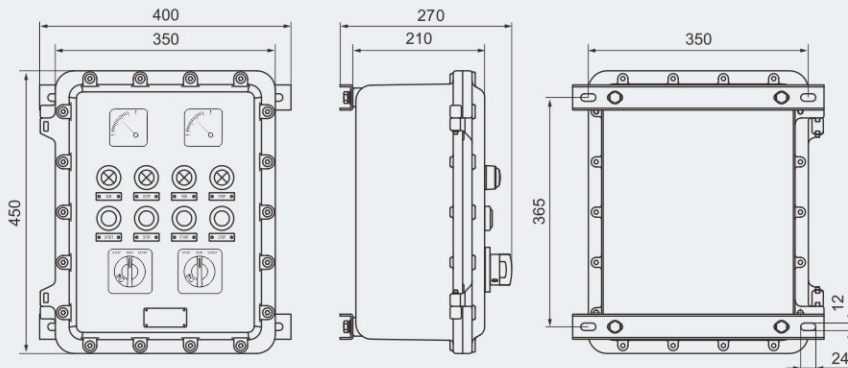
Dimension drawings (all dimensions in mm) - subject to alteration



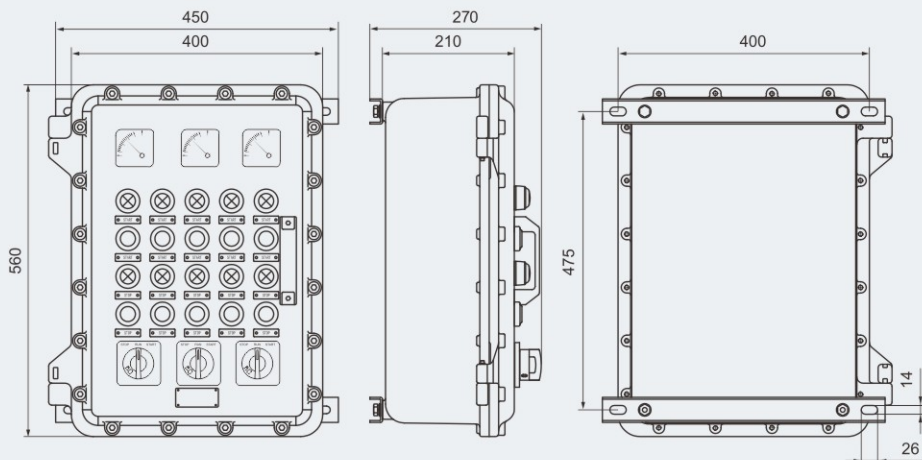
Enclosure III



Enclosure IV



Enclosure V



Enclosure VI

